

SSP3-20-100-275-A



Series Surge Protectors

Novaris SSP protectors are suitable for installation in circuits up to 63A. The SSP range has been engineered to provide excellent performance in an economical package.

Compact Design

A compact design makes SSP protectors an ideal choice for space restricted applications.

All Mode Protection

Protection is provided for all combinations of lines (L-N, L-PE, N-PE) ensuring the maximum level of protection is achieved at all times.

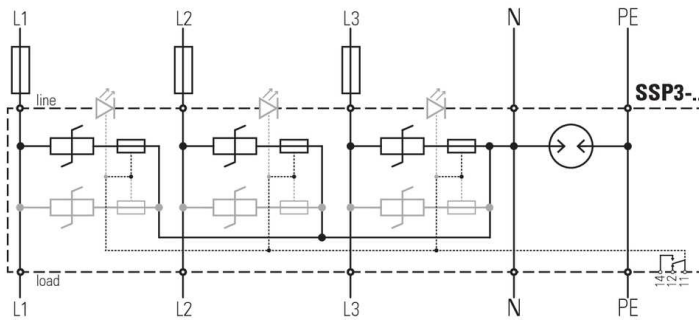
Safe Metal Enclosure

Novaris surge protection products are housed in safe, all metal enclosures. In the event of a prolonged overvoltage they will not catch fire or explode.

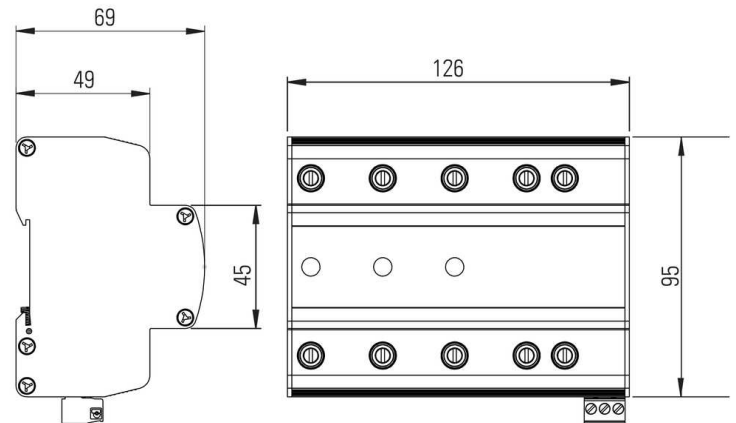
Installation Independent Performance

Series surge protectors house the shunt (parallel) connection of the protection components internally within the device. This reduces the connection impedance to a minimum to guarantee optimal performance in all installations.

Wiring



Dimensions







Standards

IEC 61643-11:2011
AS/NZS 1768:2007
UL 1449 3rd edition
IEEE 62.41.2:2002

SPD connected to low-voltage power systems - Type 1 + 2
A.C. power system SPD - Cat C, B, A
Low voltage SPD - Type 2, Type 3
Low voltage SPD - Cat B, Cat C

Product Datasheet

Electrical Specifications

Connection type		Series
Modes of protection		L-N, L-PE, N-PE
Number of ports		2
Number of phases		3
Location		Indoor
Nominal voltage	U_0	230VAC
Short circuit withstand level	I_{SSCR}	25kA
Maximum backup fuse		20A
Earth leakage current	I_{PE}	<10 μ A

Electrical (L-N) Specifications

Maximum voltage Drop (% of U_0)		0V
Maximum load current	I_L	20A
Maximum continuous voltage AC	U_C	275VAC
Maximum discharge current (8/20 μ s)	I_{max}	100kA
Nominal discharge current (8/20 μ s)	I_n	40kA
Lightning impulse current (10/350 μ s)	I_{imp}	12.5kA
Voltage protection level (3kA 8/20 μ s)	U_p	<800V
Voltage protection level (In)	U_p	<1700V
Response time	t_A	<5ns
Voltage withstand (5s)	U_T	335V
















Electrical (N-PE) Specifications

Maximum continuous voltage	U_C	255VAC
Maximum discharge current (8/20 μ s)	I_{max}	60kA
Lightning impulse current (10/350 μ s)	I_{imp}	50kA
Nominal discharge current (8/20 μ s)	I_n	50kA
Voltage protection level (1kV/ μ s)	U_p	<700V
Voltage protection level (In)	U_p	<1300V
Response time	t_A	<100ns
Voltage withstand (200ms)	U_T	1200V
Follow current interrupt rating	I_{fi}	100A

Indication Specifications

Display		LED power and thermal failure
Alarm		SPDT power and thermal failure
Alarm isolation		4kV

Mechanical Specifications

Minimum operating temperature		-40°C
Maximum operating temperature		70°C
Minimum operating humidity		5%
Maximum operating humidity		95%
Mounting method		TS35 DIN Rail
Environmental rating		IP20
Enclosure material		Aluminium
Enclosure finish		Black powdercoat
Terminal capacity - power		16mm ²
Terminal screw torque - power		2Nm
Terminal capacity - alarms		2.5mm ²
Terminal screw torque - alarms		0.5Nm
Length		95mm
Width		126mm
Height		69mm

Other Specifications

Product Code		SSP3-20-100-275-A
--------------	---	-------------------

Shipping Specifications

Weight		830g
Customs tariff		85363000, 85363010