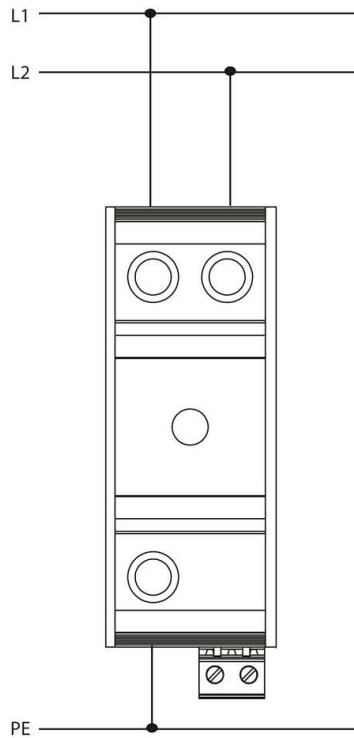


Install Manual

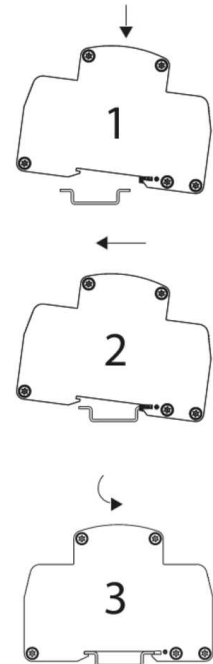
# IDD2-40-50



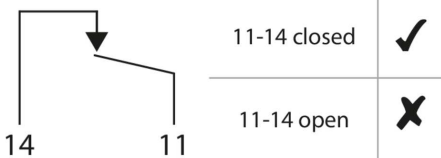
## Installation



## Mounting



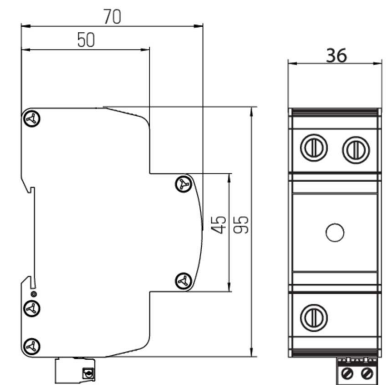
## Alarm



## Terminals

Terminal Type		
min Capacity	2.5 mm <sup>2</sup>	0.5 mm <sup>2</sup>
max Capacity	16 mm <sup>2</sup>	2.5 mm <sup>2</sup>
Torque	2 Nm	0.6 Nm
Wire Striping Length		

## Dimensions



### Electrical Specifications

Connection type		Shunt
Modes of protection		L-L, L-PE
Number of ports		1
Location		Indoor
Nominal voltage	$U_0$	48VAC/VDC
Maximum backup fuse		32A
Recommended SCB		SCB1-3-80
Earth leakage current	$I_{PE}$	<math><10\mu A</math>

### Mechanical Specifications

Minimum operating temperature		-40°C
Maximum operating temperature		70°C
Minimum operating humidity		5%
Maximum operating humidity		95%
Mounting method		TS35 DIN Rail
Environmental rating		IP20